

EXC-P100DM0 LED Pixel Light



Application Environment:
Indoor
Outdoor

Description

EXC-P100DM0 full color series are a full-color LED series string LED pixel light with extruded aluminum alloy housing, which are designed for outdoor landscape lighting by EXC-LED. Each EXC-P100DM0 pixel is a separate lighting pixel, and each pixel can realize 8bit/16bit grades gray scale changing. They can be used for indoor and outdoor applications, Customized pixel pitch, and easy installation.

Features

- The newest generation technology: DMX512 parallel bus design
- Outdoor lighting protection and electrostatic discharge (ESD) protection design
- Flexible design ensures 4 kinds of mounting way

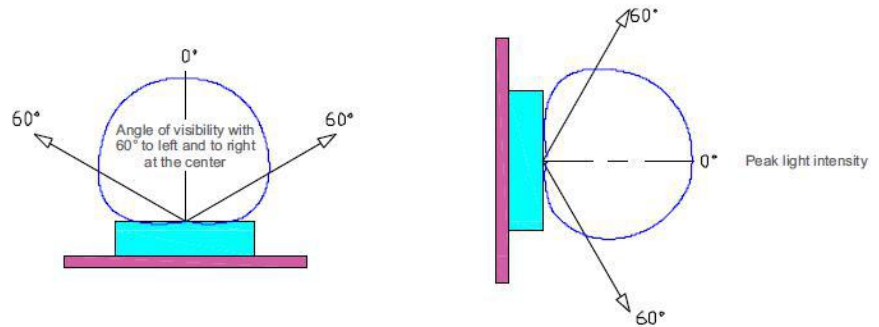
Basic Specifications

Color	W(2200K-6500K), RGB, RGB+W, RGBW, etc...
Working Voltage	DC24V
Max. Power Consumption	W(5W/6W), RGB(4//5W), RGB+W(5W/6W)
Light Source	18/24 pcs SMD LEDs
CRI	80
Control	DMX512, ON/OFF
Grey Scale	8bit, 16bit
Source Life	50,000h
RDM	Optional
LED chip Brand	Optional(Cree, OSRAM, Lumileds, Epistar, etc...)
Cover	PC(Transparent, Opal, Crystal)
Housing	High strength extruded aluminum
Weight	500g
Dimensions	115mm x 115mm x 60.5mm (L x W x H, exclude Mounting Bracket)
Installation	Installation with screws or adhesive

Working Temperature	-40°C to 60°C
Storage Temperature	-40°C to 70°C
Protection Rating	IP66
Luminous Flux	25LM/W(RGB), 50LM/W(White), 30LM/W(RGBW)
Central Light Intensity	≥60cd(RGB)
Beam Angle	≥106°

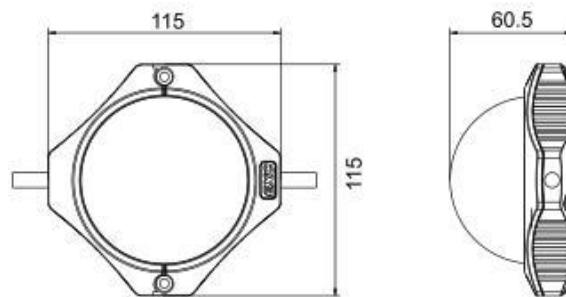
Light Intensity Distribution

Light Intensity Chart

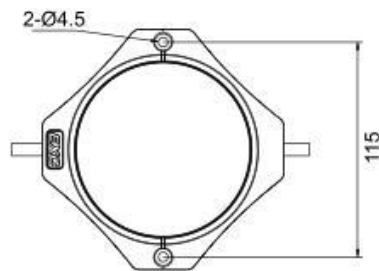


Physical Dimension

Unit: mm



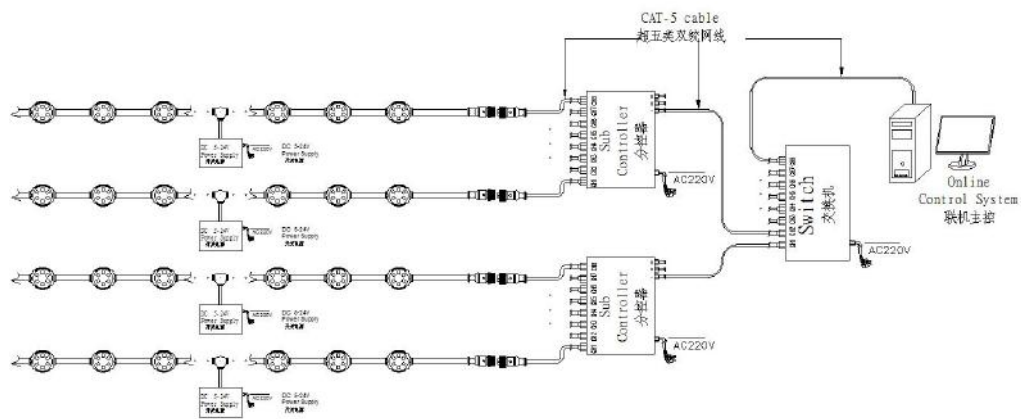
Mounting Accessories :



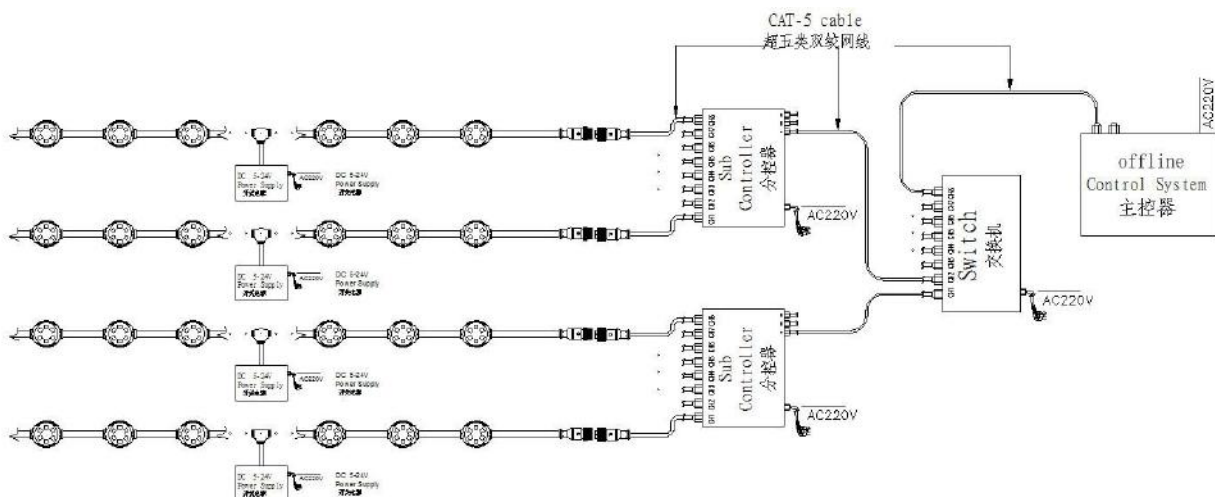
System connection diagram:

- 1、Host controller should connect with slave controller. Working voltage for controllers are AC220V.
- 2、On-line main controller should connect with slave controller, on-line main controller and sub controller working voltage are AC220V.
- 3、each sub-controller with 8 ports, with each port 512 pixels, supporting data converter, supports 100 meters ultra-long haul transmission.
- 4、The CAT-5 e. cable distance should be within 100 meters between host controller and slave controller, between slave controllers and switch, etc.

Online Controlling System Diagram



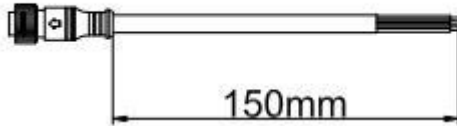
Offline Controlling System Diagram




Accessories :

1: Female and Male Connector(Connect to first dot light for signal transmission)

Female Connector

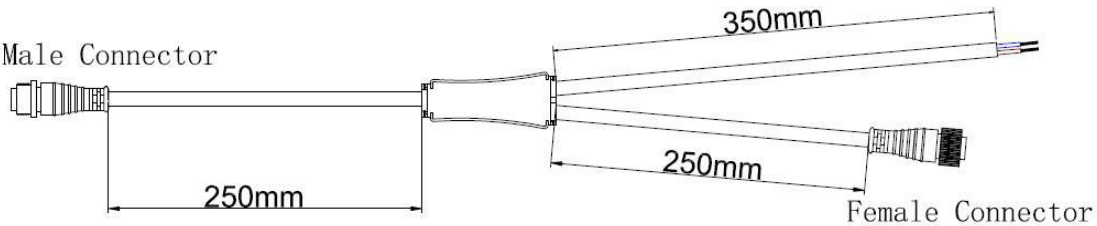


Male Connector



2: Y Shape Connector(For power Distribution)

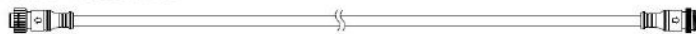
Male Connector



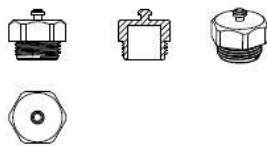
3: Interconnection Cable(1.3M,3M,5M is standard length)

Female Connector

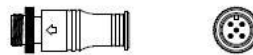
Male Connector



4: End Cap



Male Connector



Male Connector