

**EXC-U20TAL1 LED Linear light**



Application Environment:  
Indoor  
Outdoor

**Description**

**EXC-U20TAL1 full color series** products are extra-narrow LED linear light with aluminum shell for outdoor landscape decoration. The width of EXC-U20TAL1 is only 20mm, each one with 8 pixels and each pixel can realize 8bit/16bit grade gray scale color changing. EXC-U20TAL1 can be applicable for super large area displaying or outline the building. It also can be used to decorate facade inside and outside, even small area wall-washing effect.

**Features**

- Only 20mm width, very compact design.
- The newest generation technology: DMX512 parallel bus design
- Full-sealed filling waterproof design by German imported glue
- Aluminum alloy lamp body with low thermal resistance path heat dissipation design
- Outdoor lightning protection and electrostatic discharge (ESD) protection design

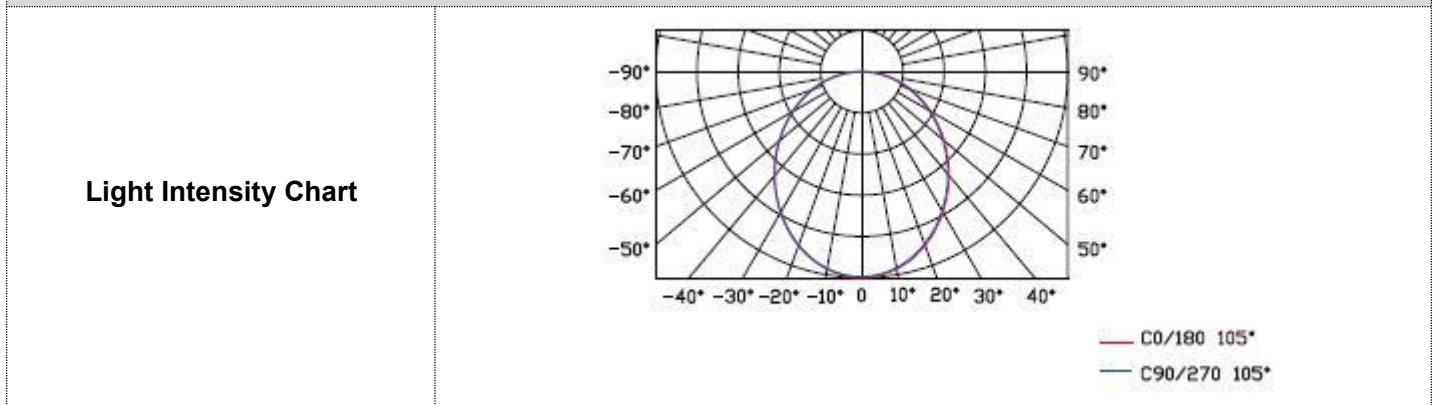
**Basic Specifications**

Color Range	RGB/RGBW/W
Working Voltage	DC 24V
Max. Power Consumption	9W/12W/15W/18W
Light Source	36/48/60 pcs LEDs
LED chip Brand	Optional(Cree, OSRAM, Lumileds, Epistar, etc...)
CRI	80
Control	DMX512, ON/OFF
Segment	1/4/6/8/10
Source Life	50,000 h
Housing	High strength aluminum alloy
Cover	PC(Transparent, Opal)

Weight	0.45Kg
Working Temperature	-40°C to 60°C
Storage Temperature	-40°C to 70°C
Protection Rating	IP66
Efficiency flux	50LM/W(White), 25LM/W(RGB), 35LM/W(RGBW) , milky diffuser(decrease 30%-50%)
Beam Angle	≥105°


Host Controller	EXC-5200
Slave Controller	EXC-2905T1
Signal Cable	EXC-LED outdoor special cable

### Light Intensity Distribution



### Physical Dimension

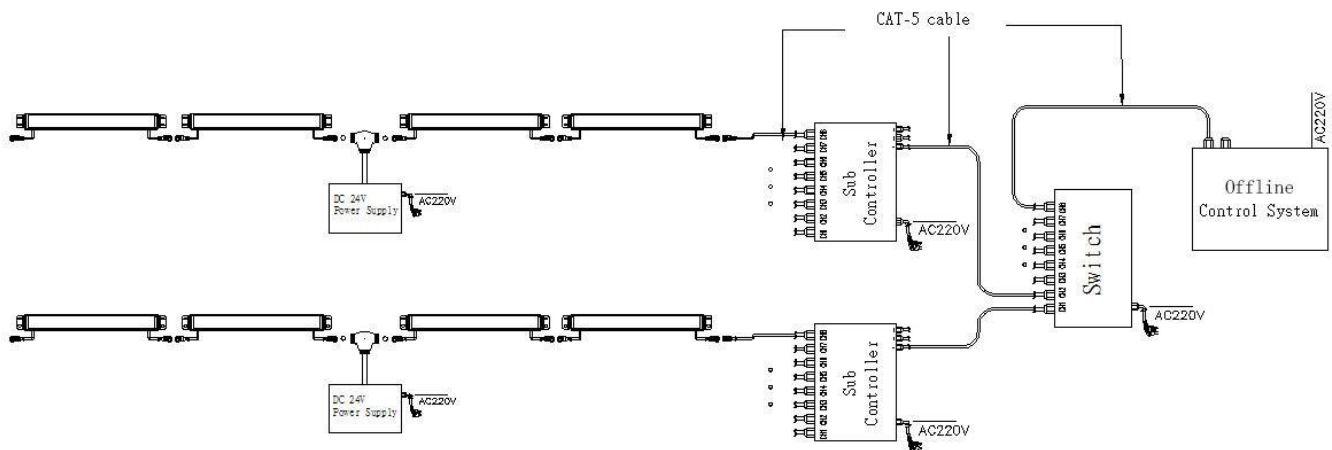
Unit: mm



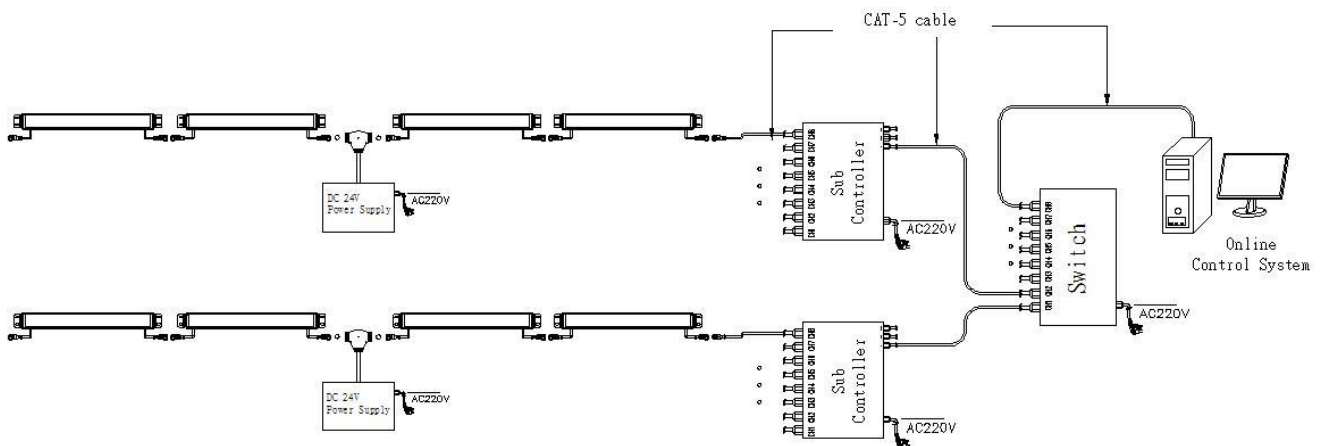
## System connection diagram:

- 1、 Host controller should connect with slave controller. Working voltage for controllers are AC220V.
- 2、 On-line main controller should connect with slave controller, on-line main controller and sub controller working voltage are AC220V.
- 3、 each sub-controller with 8 ports, with each port 512 pixels, supporting data converter, supports 100 meters ultra-long haul transmission.
- 4、 The CAT-5 e. cable distance should be within 100 meters between host controller and slave controller, between slave controllers and switch, etc.

## Offline Controlling System Diagram



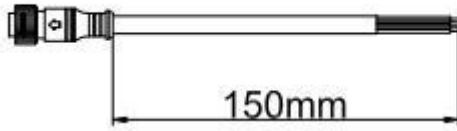
## Online Controlling System Diagram



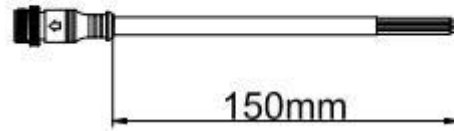
**Accessories :**

**1: Female and Male Connector( Connect to first dot light for signal transmission)**

Female Connector

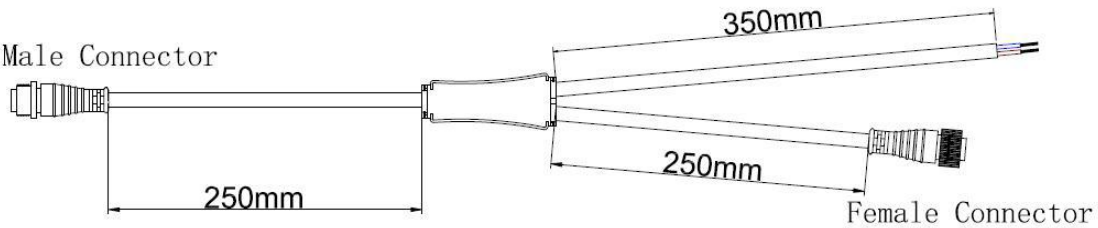


Male Connector



**2: Y Shape Connector(For power Distribution)**

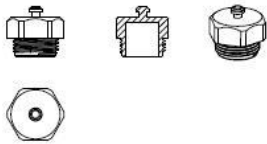
Male Connector



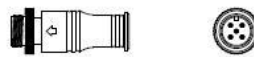
**3: Interconnection Cable(1.3M,3M,5M is standard length)**



**4: End Cap**



Male Connector



Male Connector