

**EXC-W40CBL Multi-pixel LED Wall Washer**



Application Environment:  
Indoor  
Outdoor

**Description**

**EXC-W40CBL series** are high power outdoor landscape LED wall washer with high strength aluminum alloy housing by EXC-LED, can be used for accent lighting or flood lighting, such as building facade, bridge, stage, etc. Versatile length allows various options.

**Features**

- Patented comb-like convection design ensure better heat dissipation
- Low thermal resistance path heat dissipation design
- Design of unique waterproof and ventilation
- Outdoor lighting protection and electrostatic discharge (ESD) protection design
- Projection distance: 2-3m

**Basic Specifications**

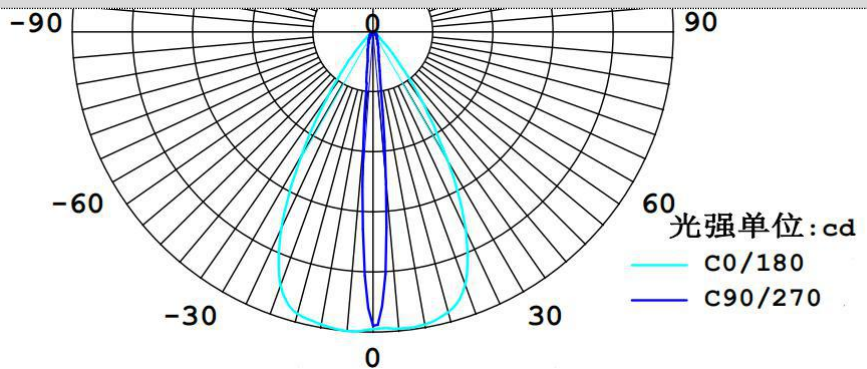
Color Range	W(2200K-6500K)
Light Source	24/36 pcs LEDs
Working Voltage	DC 24V
Max. Power Consumption	24W/36W
Control	ON/OFF
Segment	1
Grey Scale	/
Source Life	50,000 h
RDM	Optional
LED chip Brand	Optional(Cree, OSRAM, Lumileds, Epistar, etc...)
Housing	High Strength Aluminum
Cover	Tempered glass
Weight	1.1KG
Working Temperature	-40°C to 60°C
Storage Temperature	-40°C to 70°C

Protection Rating	IP66
Light Intensity	1260LM/1680LM
Beam Angle	15*25° , 10*60° , 20*40° , 20° , 30° , 45° , 60°

Host Controller	EXC-5200
Slave Controller	EXC-2905T1
Signal Cable	EXC-LED outdoor special cable

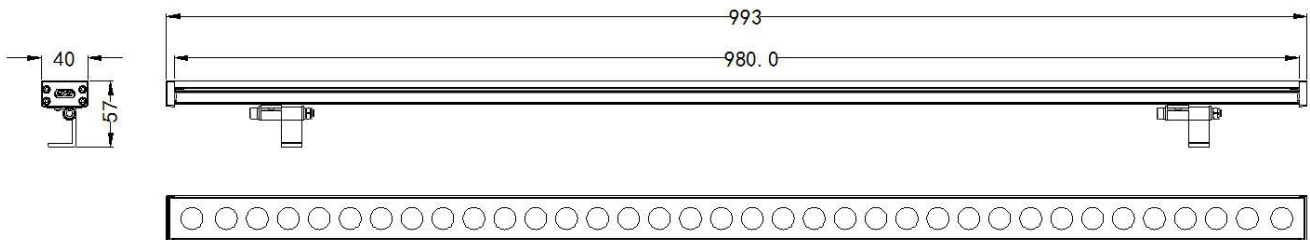
### Light Intensity Distribution

Light Intensity Chart



### Physical Dimension

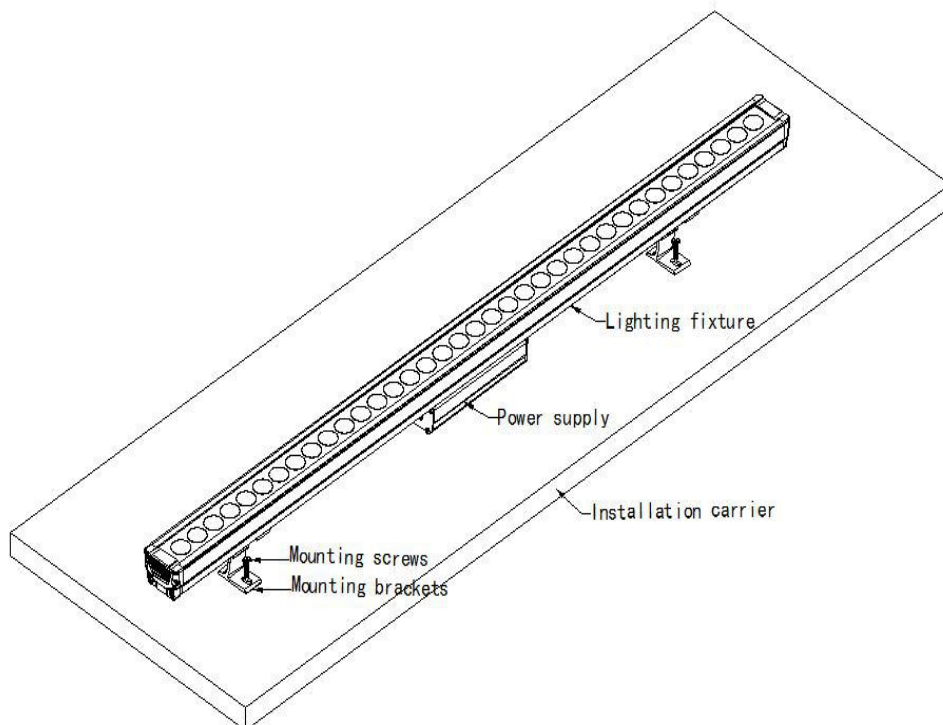
Unit: mm



**Installation Diagram**

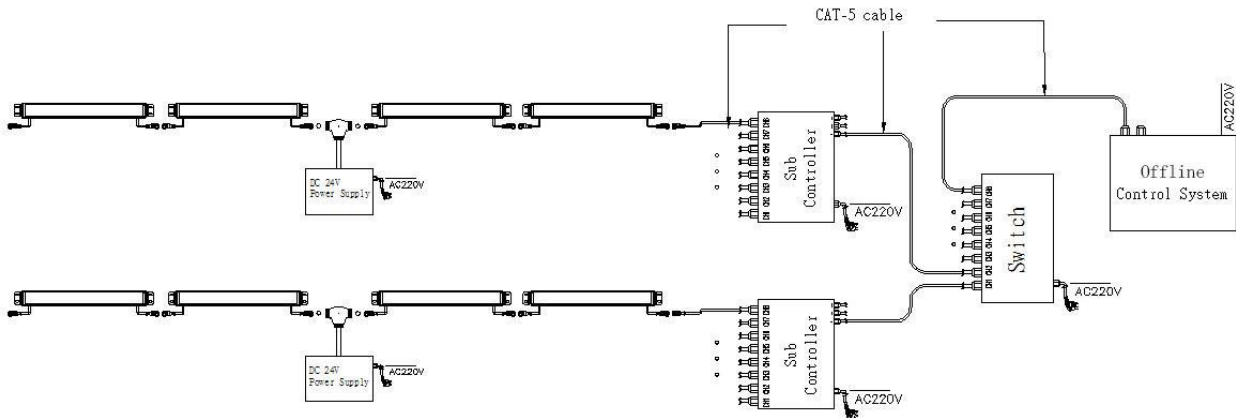
Step 1: Use M6 expansion screw and fix the mounting seat to the required position as shown. And specific spacing according to lamp length requirements.

Step2: Fix the screws.

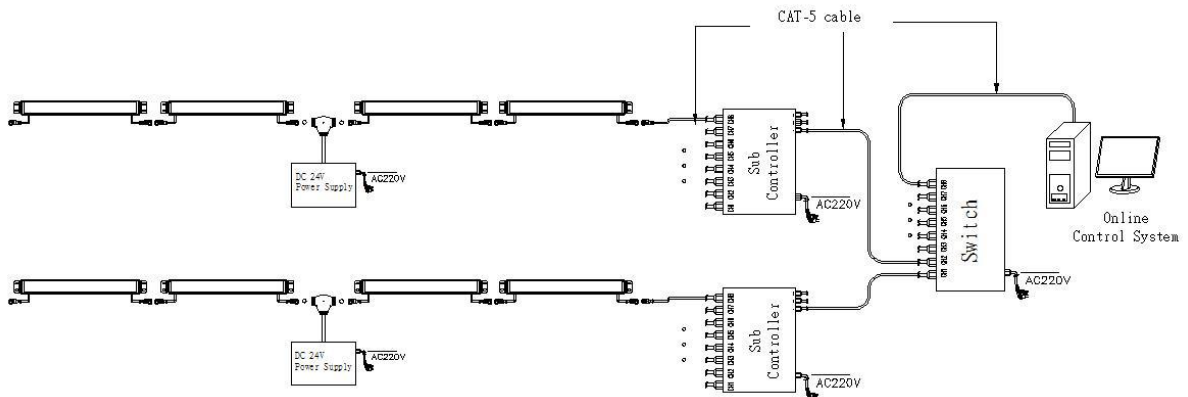
**System connection diagram:**

- 1、 Host controller should connect with slave controller. Working voltage for controllers are AC220V.
- 2、 On-line main controller should connect with slave controller, on-line main controller and sub controller working voltage are AC220V.
- 3、 each sub-controller with 8 ports, with each port 512 pixels, supporting data converter, supports 100 meters ultra-long haul transmission.
- 4、 The CAT-5 e. cable distance should be within 100 meters between host controller and slave controller, between slave controllers and switch, etc.

### Offline Controlling System Diagram



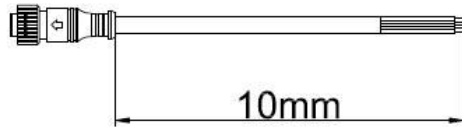
### Online Controlling System Diagram



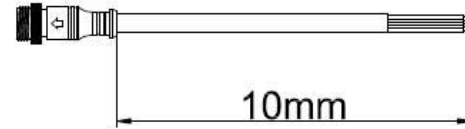
**Accessories :**

**1: Female and Male Connector( Connect to first dot light for signal transmission)**

Female Connector

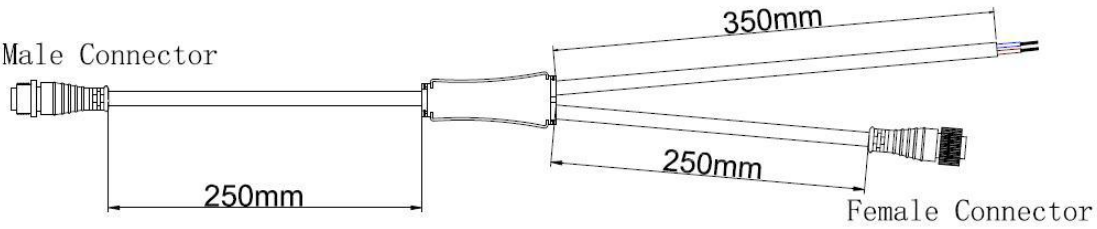


Male Connector



**2: Y Shape Connector(For power Distribution)**

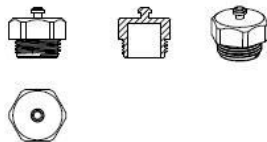
Male Connector



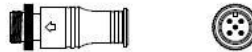
**3: Interconnection Cable(1.3M,3M,5M is standard length)**



**4: End Cap**



Male Connector



Male Connector