

EXC-W80FRH Multi-pixel LED Wall Washer



Application Environment:
Indoor
Outdoor

Description

EXC-W80FRH full color series are high power outdoor landscape LED wall washer with high strength aluminum alloy housing by EXC-LED. EXC-W80FRH can be used for accent lighting or flood lighting, such as building facade, bridge, stage, etc. Customized lighting fixture length available.

Features

- The newest generation technology: DMX512 parallel bus design
- Professional comb convection heat dissipation design
- Unique waterproof and breathable design
- Low thermal resistance path heat dissipation design
- Outdoor lightning protection and electrostatic discharge (ESD) protection design
- Projection distance: 1-7.5m

Basic Specifications

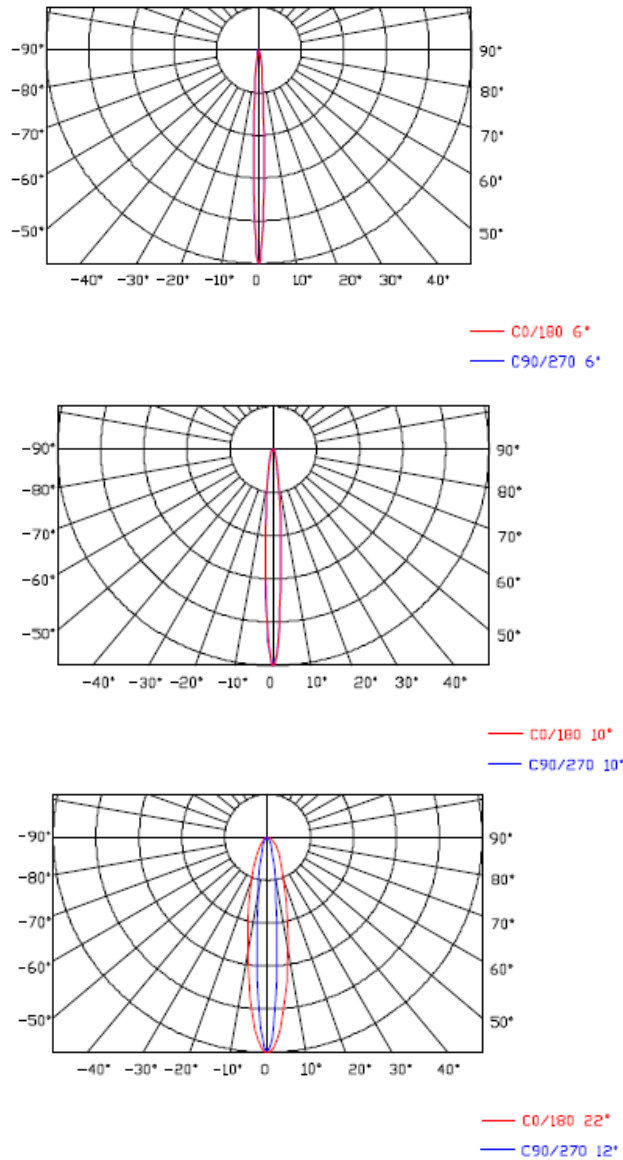
Color Range	W(2200K-6500K), RGB, RGBW
Light Source	72, 24R+24G+24B, 18R+18G+18B+18W pcs LEDs
Working Voltage	AC 220V
Max. Power Consumption	120W(white), 150W(RGB, RGBW)
Control	DMX512, ON/OFF
Segment	1, 2(RGB, RGBW)
Grey Scale	8bit, 16bit
Source Life	50,000 h
RDM	Optional
LED chip Brand	Optional(Cree, OSRAM, Lumileds, Epistar, etc...)
Housing	High Strength Aluminum
Cover	Tempered glass
Weight	6.0KG

Working Temperature	-40°C to 60°C
Storage Temperature	-40°C to 70°C
Protection Rating	IP66
Efficiency flux	≥70LM/W(White), ≥45LM/W(RGBW), ≥30LM/W(RGB)
Beam Angle	6°, 10°, 12*22° and other angles optional

Host Controller	EXC-5200
Slave Controller	EXC-2905T1
Signal Cable	EXC-LED outdoor special cable

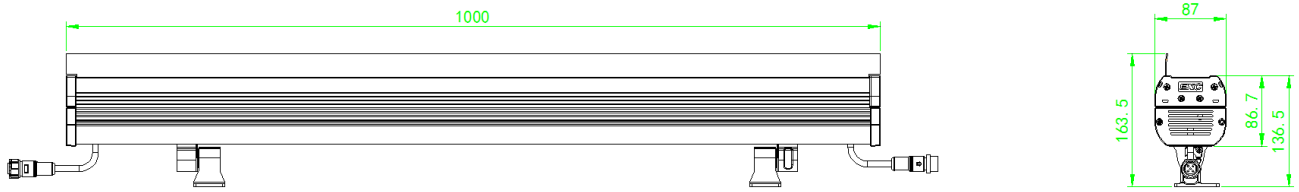
Light Intensity Distribution

Light Intensity Chart



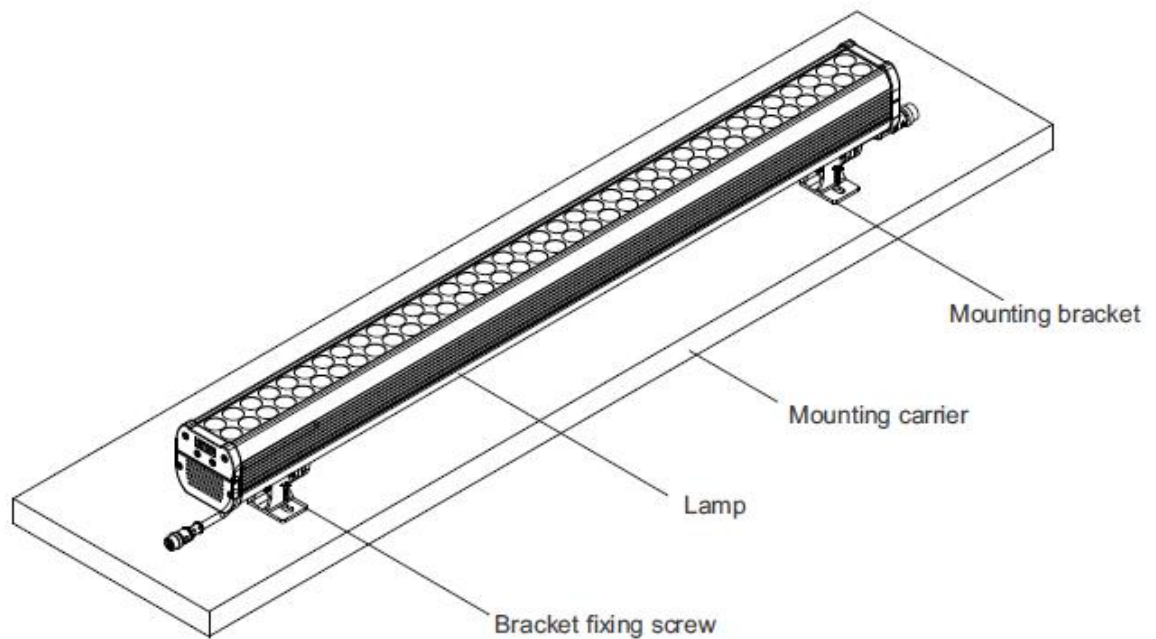
Physical Dimension

Unit:mm



Installation Diagram

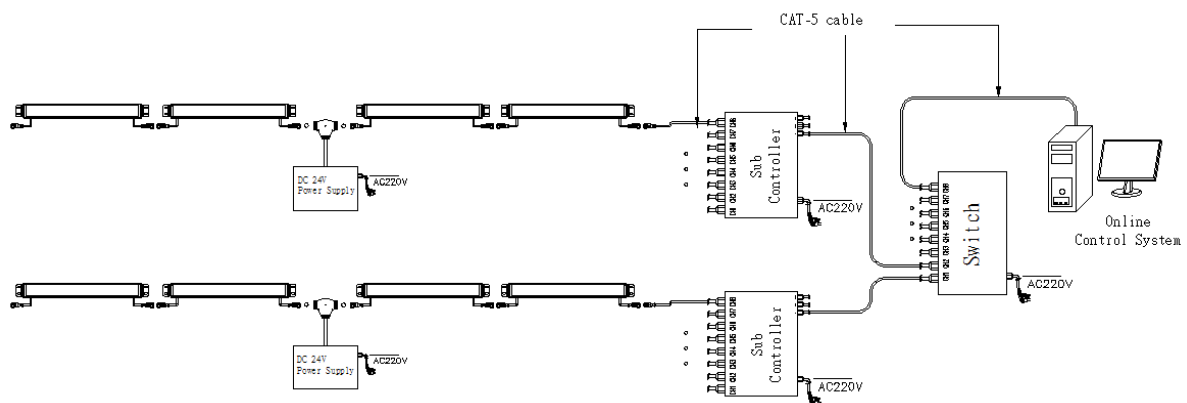
Use M8 expansion screws to fix the mounting seat to the required position as shown in the figure.
The specific spacing shall be based on the length of lights.



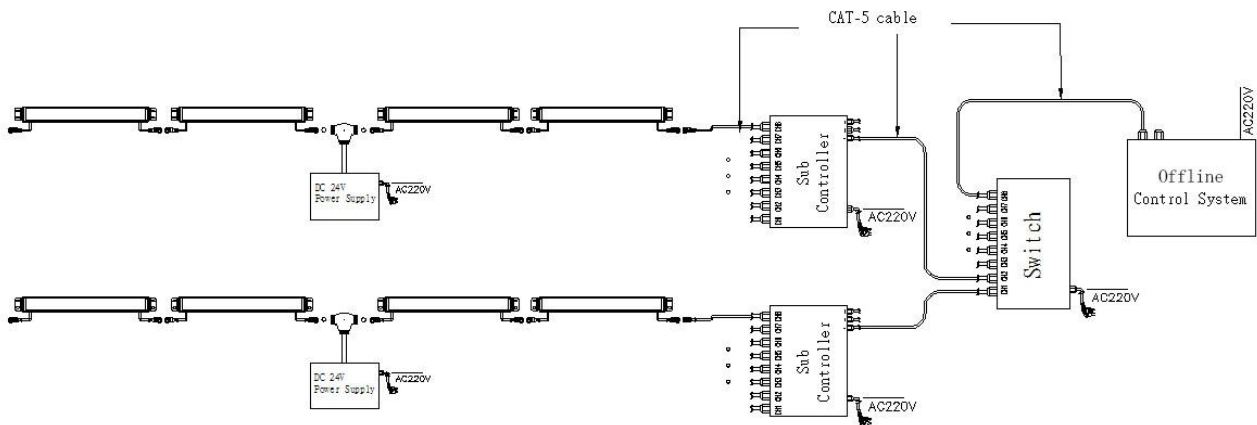
System connection diagram:

- 1, Host controller should connect with slave controller. Working voltage for controllers are AC220V.
- 2, On-line main controller should connect with slave controller, on-line main controller and sub controller working voltage are AC220V.
- 3, Each sub-controller with 8 ports, with each port 512 pixels, supporting data converter, supports 100 meters ultra-long haul transmission.
- 4, The CAT-5 e. cable distance should be within 100 meters between host controller and slave controller, between slave controllers and switch, etc.

Online Controlling System Diagram



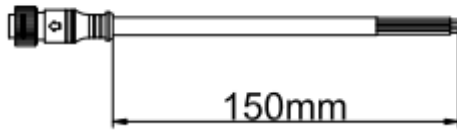
Offline Controlling System Diagram



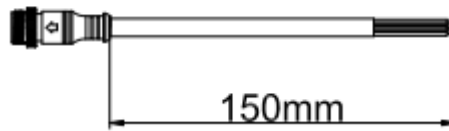
Accessories :

1: Female and Male Connector(Connect to first dot light for signal transmission)

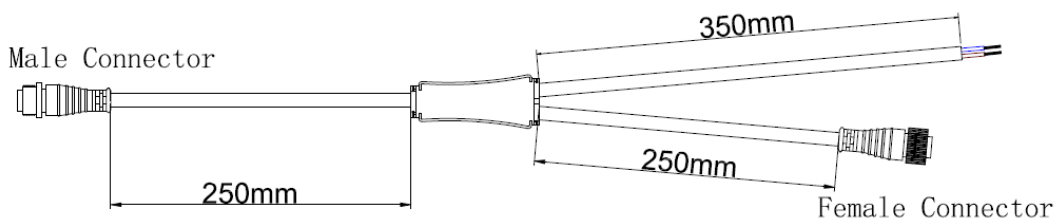
Female Connector



Male Connector



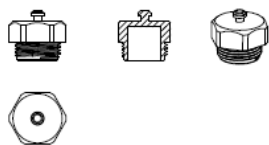
2: Y Shape Connector(For power Distribution)



3: Interconnection Cable(1.3M,3M,5M is standard length)



4: End Cap



Male Connector



Male Connector